

WRI P13000 SERIES

WIRE ROPE ISOLATORS



LOGGERS

INTRODUCTION

Loggers WRI Series polycal wire rope isolators offer cost-effective and durable protection against shock and vibration. These all-metal isolators are captive, which means that the connection between the mounted object and its foundation is ensured at all times. WRI Series isolators are easy to install, maintenance-free and renowned for their long lifetime. Typical applications include the shockproof mounting of cabinets, equipment and packaging and within crating solutions.

The specialists of our Center of Excellence assist clients worldwide with the application of wire rope isolators for their systems. Their approach ensures that the optimal isolator for a specific situation is selected. Important calculation parameters such as the object's mass, center of gravity, vibration and desired rest shock levels are taken into account during the selection process.

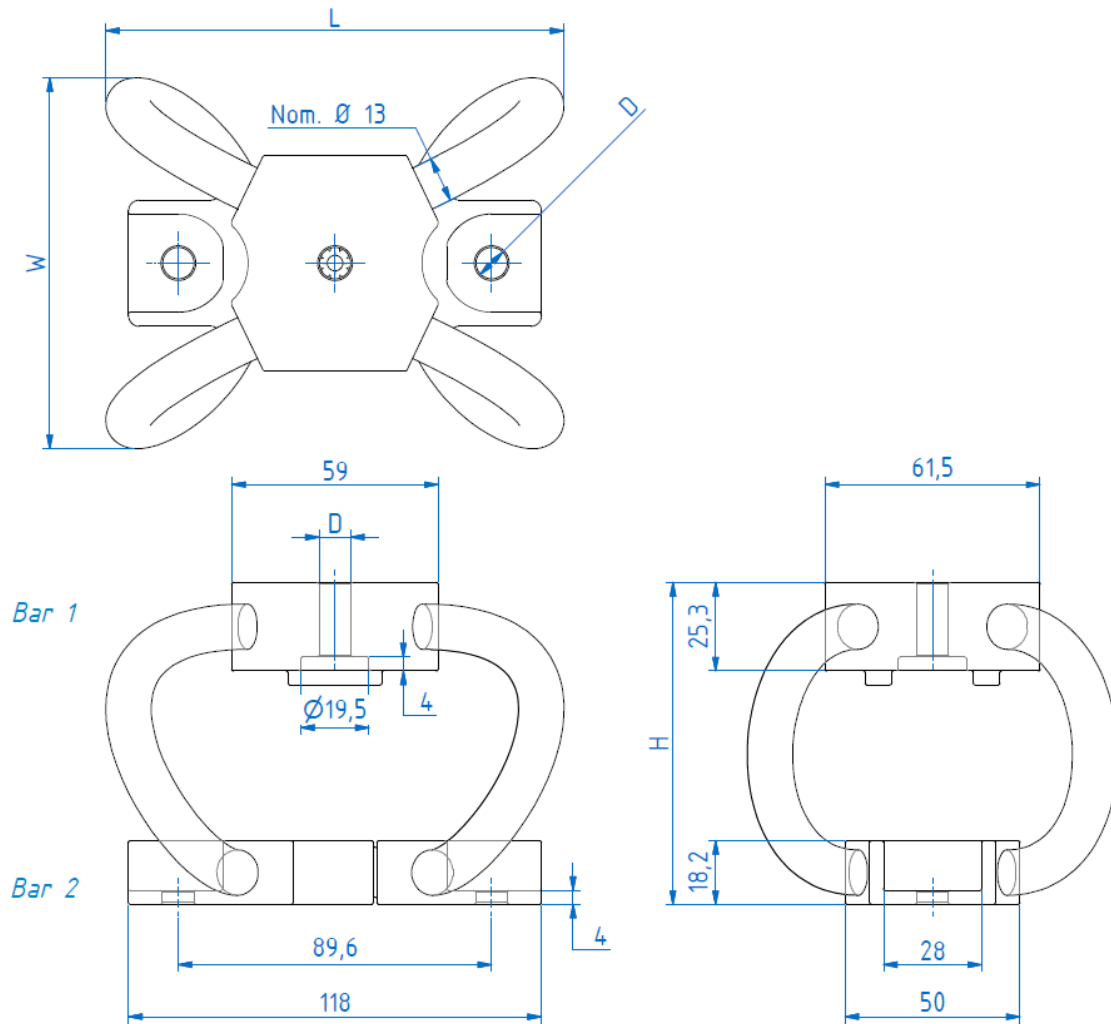
Please note that this datasheet covers standard versions only. Loggers polycal wire rope isolators can be tailored to meet specific client requirements.

GENERAL PROPERTIES

- Reliable, captive shock and vibration isolator
- Polycal shape
- Temperature range: - 180 °C to + 300 °C
- Bars: aluminum alloy
Cable: Ø13mm, stainless steel
- Top bar: 1 mounting hole (through, Ø9 mm), M12 insert optional.
Bottom bar: 2 mounting holes (through, Ø9 mm)



DIMENSIONS



Dimensions in mm. For reference only.

Model	height H (mm)	width W (mm)	length L (mm)	mass (kg)
P13010	77	93	114	0,6
P13020	85	97	121	0,68
P13030	92	106	131	0,75
P13040	103	110	140	0,82
P13050	128	128	152	0,98
P13070	154	150	172	1,05

WRI P13000 SERIES CHARACTERISTICS

The characteristics provided in this document allow basic selection of P13000 Series wire rope isolators, based upon their characteristics for maximum static load and shock. Please note that more detailed characteristics and curves are available upon request.

Compression and tension

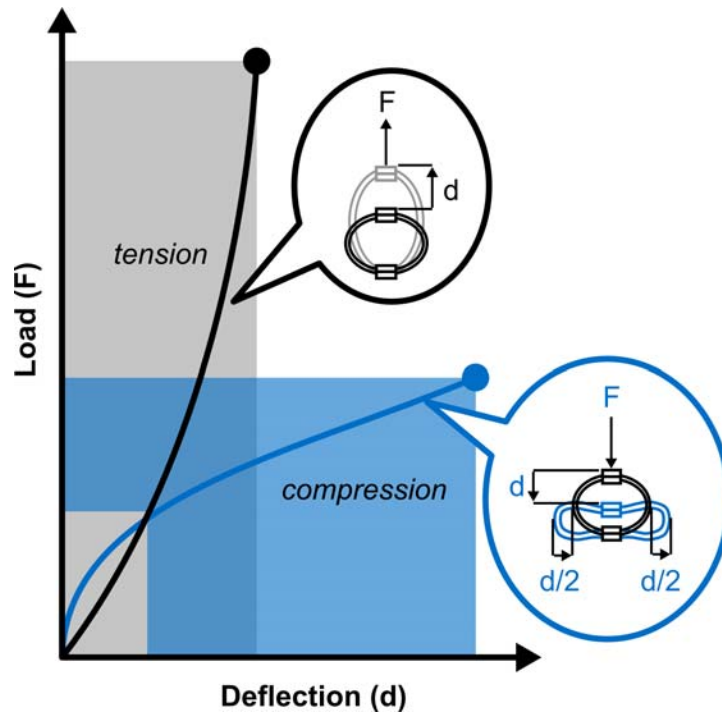


fig. 1. Compression and tension

Type	Compression				Tension			
	1.) Max. static		2.) Max. shock		1.) Max. static		2.) Max. shock	
	F (daN)	d (mm)	F (daN)	d (mm)	F (daN)	d (mm)	F (daN)	d (mm)
P13010	92,4	5,9	277	32	92,4	5,4	988	26
P13020	83,2	7,2	250	39	83,2	6,3	845	29
P13030	71,8	8,3	215	45	71,8	7,3	732	34
P13040	62,3	10,1	187	55	62,3	8,6	612	39
P13050	51,6	14,2	155	77	51,6	10,5	446	43
P13070	38	18,6	114	101	38	13,8	330	56

Compression and tension at 45° roll

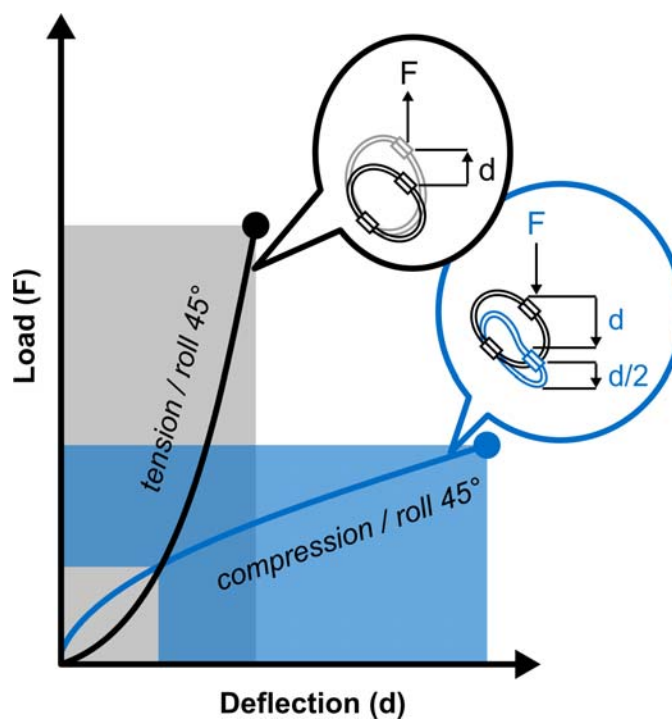


fig. 2. Compression and tension at 45° roll

Type	Compression at 45° roll				Tension at 45° roll			
	1.) Max. static		2.) Max. shock		1.) Max. static		2.) Max. shock	
	F (daN)	d (mm)	F (daN)	d (mm)	F (daN)	d (mm)	F (daN)	d (mm)
P13010	69,3	9,9	175	48	69,3	8,4	735	35
P13020	62,4	12,3	156	59	62,4	9,8	626	39
P13030	53,8	14,4	135	68	53,8	11,3	543	46
P13040	46,8	17,9	116	83	46,8	13,4	452	52
P13050	38,7	25,7	93,8	116	38,7	16,3	326	57
P13070	28,5	34,5	69,2	152	28,5	21,6	241	75

Shear and roll

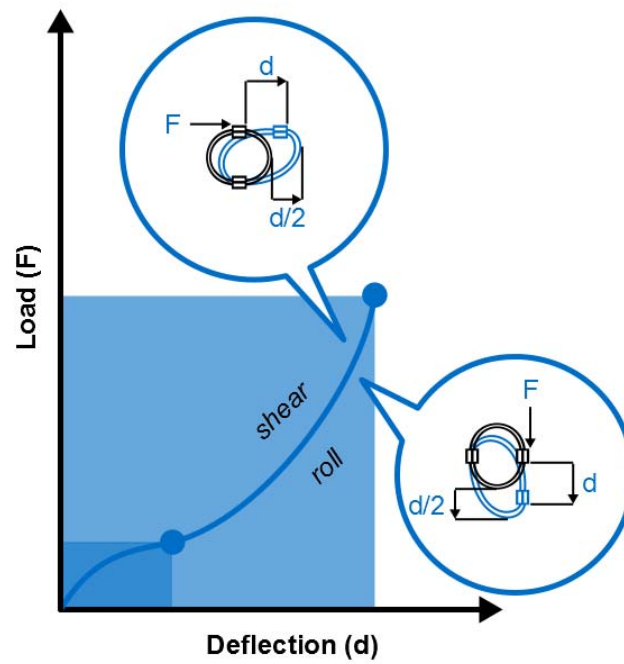


fig. 3. Shear and roll

Type	Shear or roll			
	1.) Max. static		2.) Max. shock	
	F (daN)	d (mm)	F (daN)	d (mm)
P13010	46,2	11,2	305	38
P13020	41,6	13,6	257	44
P13030	35,9	15,7	221	51
P13040	31,2	19,2	181	60
P13050	25,8	26,9	128	74
P13070	19	35,3	93	98

ABOUT LOGGERS

Loggers is thought leader and international recognized solution provider in the field of shock, vibration and noise control. With excellent technical know-how in combination with proven market knowledge and experience Loggers designs, develops and engineers innovative solutions for the most complex and challenging situations for leading clients worldwide for over 95 years.

Loggers understands all difficulties in the area of vibration, shock and noise control entirely. We bring up the best and most cost effective solution for every challenge, regardless of its complexity. Loggers defines and engineers all deliverables necessary for solving your problem, ranging from standard to tailor-made solutions. Loggers' state-of-the-art portfolio contains all products and services to provide you with the optimal solution for relatively simple as well as the most complex challenges.

Products

- Vibration isolators
- Expansion joints
- Shock isolators

Services

- Assessment of current situation (on site)
- Analysis design including construction drawings
- Structural design and stress analysis
- Vibration measurement and analysis, if needed on site
- Solution definition based on: standard products, customized products, or even tailor-made new products
- Complete simulation of solution to ensure its effectiveness
- Testing including certification by independent certification authorities

Loggers understands both business and technology and brings both worlds together in satisfying customers' needs in rapidly changing environments. By working closely with clients Loggers enables them to realize their strategic targets through solving specific operational issues in the following market segments:

- Shipbuilding
- Dredging
- Defense
- Machinery
- Offshore
- Transport

www.loggers.eu

© Copyright 2015, Loggers B.V. All rights reserved.

Loggers B.V.

Pieter Zeemanweg 133
3316 GZ Dordrecht
Mail: P.O. Box 194
3300 AD Dordrecht
The Netherlands
Phone: +31 (0) 78 6182844
Fax: +31 (0) 78 6180650
sales@loggers.nl

Loggers Schwingungstechnik GmbH

Am Markt 9
D-27419 Sittensen
Germany
Phone: +49 (0) 4282/5949-0
Fax: +49 (0) 4282/5949-39
sales@loggers.de