

# SILICONE BELLOWS

TYPE A-BLUE & CLAMPING BANDS



**LOGGERS**

## INTRODUCTION

Pipeline systems are influenced by for instance vibrations, movements or chemicals. To ensure optimal operation of the pipeline and its environment and to minimize the impact of these influences, flexible parts are inserted for connections in the pipeline system

For pipeline systems with relatively small diameters and pressures up to 4 bar silicone bellows can provide the necessary vibration isolation and flexibility. The product portfolio of Loggers contains many affordable silicone bellows that are available in different sizes and various linings.

## APPLICATION


Loggers Type A-Blue silicone bellows provide an extremely flexible connection for general purposes. These all-round silicone bellows are typically used in cooling water systems and pipe systems for clean air. The Type A-Blue silicone bellows is suitable for applications with very high temperatures.

- Temperature range from  $-60^{\circ}\text{C}$  up to  $+180^{\circ}\text{C}$ .
- Maximum working pressure 4 bar at  $20^{\circ}\text{C}$ .

## CONSTRUCTION

Type A-Blue silicone bellows are constructed with:

- Red silicone rubber inertube
- Polyester reinforcements
- Blue silicone outer cover

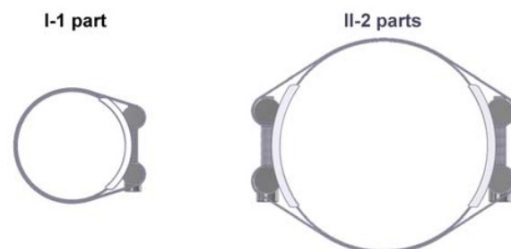



## GENERAL

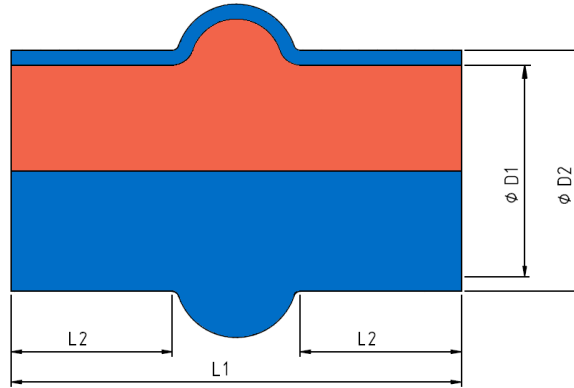
Due to its construction the required distance between the two pipe ends connected by the bellows may vary from 5 to 15 mm for secure operation. On a silicone bellow Type A-Blue the use of heavy duty clamping bands is recommended.

## CLAMPING BANDS

To ensure operation and safety of this type of bellows the use of our heavy duty clamping bands is strongly recommended. These clamping bands are available in zinc-plated carbon steel or full stainless steel.



## TECHNICAL DATA



### TYPE A-BLUE

Bellows article no.	Inside diameter D1 [mm]	Outside diameter D2 [mm]	Neutral length L1 [mm]	Cuff-length L2 [mm]
300 060 034	34	45	130	47
300 060 038	38	49	130	47
300 060 042	42	53	130	47
300 060 048	48	59	130	47
300 060 054	54	64	130	47
300 060 057	57	69	130	47
300 060 060	60	71	130	47
300 060 064	64	75	130	47
300 060 070	70	81	170	62
300 060 076	76	87	170	62
300 060 080	80	91	170	62
300 060 085	85	97	170	62
300 060 089	89	101	170	62
300 060 108	108	120	170	62
300 060 114	114	126	170	62
300 060 133	133	145	170	62
300 060 139	139	152	170	62

### CLAMPING BANDS

Bellows article no.	Clamp type	Clamp St.37 Zinc-plated	Clamp Stainless Steel AISI 304	Required quantity
300 060 034	I-1 part	300 070 045	300 071 045	2
300 060 038	I-1 part	300 070 050	300 071 050	2
300 060 042	I-1 part	300 070 055	300 071 055	2
300 060 048	I-1 part	300 070 060	300 071 060	2
300 060 054	I-1 part	300 070 065	300 071 065	4
300 060 057	I-1 part	300 070 070	300 071 070	4
300 060 060	I-1 part	300 070 075	300 071 075	4
300 060 064	I-1 part	300 070 080	300 071 080	4
300 060 070	I-1 part	300 070 085	300 071 085	4
300 060 076	I-1 part	300 070 090	300 071 090	4
300 060 080	II-2 parts	300 080 095	300 081 095	4
300 060 085	II-2 parts	300 080 100	300 081 095	4
300 060 089	II-2 parts	300 080 105	300 081 105	4
300 060 108	II-2 parts	300 080 125	300 081 125	4
300 060 114	II-2 parts	300 080 130	300 081 130	4
300 060 133	II-2 parts	300 080 150	300 081 150	4
300 060 139	II-2 parts	300 080 160	300 081 150	4

# ABOUT LOGGERS

Loggers is **thought leader** and international recognized solution provider in the field of shock, vibration and noise control. With **excellent technical know-how** in combination with proven market knowledge and experience Loggers designs, develops and engineers **innovative solutions** for the most complex and challenging situations for leading clients worldwide for over 90 years.

## Loggers understands all difficulties in the area of vibration, shock and noise control entirely.

We bring up the best and most cost effective solution for every challenge, regardless of its complexity. Loggers defines and engineers all deliverables necessary for solving your problem, ranging from standard to tailor-made solutions. Loggers' state-of-the-art portfolio contains all products and services to provide you with the optimal solution for relatively simple as well as the most complex challenges.

### Products

- Vibration mounts
- Expansion joints
- Shock mounts

### Services

- Assessment of current situation (on site)
- Analysis design including construction drawings
- Structural design and stress analysis
- Vibration measurement, calculation and analysis, if needed on site
- Solution definition based on:
  - standard products
  - customized products, or even
  - tailor-made new products, including prototyping
- Complete simulation of solution to ensure its effectiveness
- Testing including certification by independent certification authorities
- On site support during installation

Loggers understands both business and technology and brings both worlds together in satisfying customers' needs in rapidly changing environments. By working closely with clients Loggers enables them to realize their strategic targets through solving specific operational issues in the following market segments:

- Shipbuilding
- Dredging
- Defense
- Machinery
- Offshore
- Transportation



Version 06  
January 2015

### Loggers B.V.

Pieter Zeemanweg 133  
3316 GZ Dordrecht  
Mail: P.O. Box 194  
3300 AD Dordrecht  
The Netherlands  
Phone: +31 (0) 78 6182844  
Fax: +31 (0) 78 6180650  
sales@loggers.nl

### Loggers Schwingungstechnik GmbH

Am Markt 9  
D-27419 Sittensen  
Germany  
Phone: +49 (0) 4282/5949-0  
Fax: +49 (0) 4282/5949-39  
sales@loggers.de

